

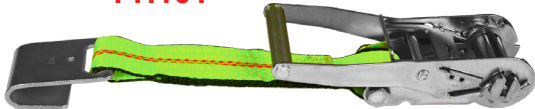
## TIE DOWNS & WHEEL STRAPS

**Mix or match these 2" components to get exactly the combination you want!**

1. Specify the part number for the fixed or adjustable end that you want.
2. For non-standard **fixed end** web length, change the **10** in the part number to desired length in inches.
3. For non-standard **adjustable end** web length, change the number in the part number to desired length (in feet).
4. Part numbers shown are for *Tuff-Edge® HiVis™* webbing. For traditional yellow tie down web, replace the "**T**" at the end of the part number with a "**Y**".


### Fixed Ends – 10" Web Length Standard

**FH10T**



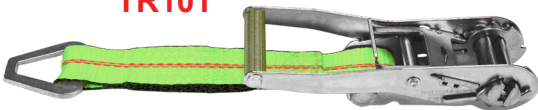
**Flat Hook – WLL 3,300-lbs.**  
Long Wide Handle Ratchet

**CG10T**



**Chain w/ Grab Hook – WLL 3,300-lbs.**  
Long Wide Handle Ratchet

**TR10T**



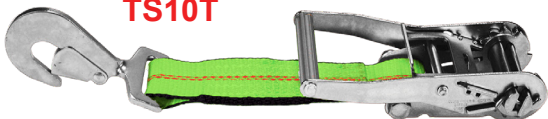
**Triangle – WLL 3,300-lbs.**  
Long Wide Handle Ratchet

**CE10**




**Chain End – WLL 3,300-lbs.**  
Short Wide Handle Ratchet

**TS10T**




**Twisted Snap Hook – WLL 3,300-lbs.**  
Long Wide Handle Ratchet

**UH10T**




**U-Hook – WLL 1,600-lbs.**  
Short Wide Handle Ratchet

**EH10T**



**Eye Hook – WLL 3,300-lbs.**  
Long Wide Handle Ratchet

**FS10T**



**Flat Snap Hook – WLL 2,000-lbs.**  
Short Wide Handle Ratchet

Exclusively manufactured and shipped from our Chicago plant.

## TIE DOWNS & WHEEL STRAPS

### Adjustable Ends



**Flat Hook – WLL 3,300-lbs.**

7-ft. Length **AFH7T**  
 25-ft. Length **AFH25T**  
 28-ft. Length **AFH28T**



**Flat Snap Hook w/ 18" Sliding Sleeve  
 WLL 2,000 lbs.**

**\*\* Used on Dynamic® Wheel Lifts \*\***

6-ft. Length **AFSS8T**  
 7-ft. Length **AFSS7T**



**Wrap Around Strap U-Hook  
 WLL 1,600-lbs.**

**\*\*Use 7-ft. on Avenger® & Peterson® Scoops\*\***

7-ft. Length **AUH7T**  
 25-ft. Length **AUH25T**  
 28-ft. Length **AUH28T**



**Retainer Strap w/ Flat Snap Hook  
 & D-Ring w/30" Sliding Sleeve  
 WLL 2,000-LBS.**

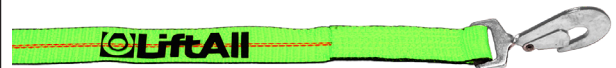
**\*\* Used on American® Wheel Lifts\*\***

7-ft. Length **ARS7T**



**Triangle  
 WLL 3,300-lbs.**

25-ft. Length **ATR25T**  
 28-ft. Length **ATR28T**



**Triangle – WLL 3,300-lbs.**

**\*\* Use 7-ft. on Weld-Built® Wheel Lifts\*\***

7-ft. Length **ATS7T**  
 25-ft. Length **ATS25T**  
 28-ft. Length **ATS28T**



**Lasso Strap - O-Ring  
 WLL: 3,300-lbs.**

8-ft. Length **ALO8T**  
 12-ft. Length **ALO12T**



**Chain w/ Grab Hook  
 WLL 3,300-lbs.**

25-ft. Length **ACG25T**  
 28-ft. Length **ACG28T**



**Eye Hook  
 WLL 3,300-lbs.**

15-ft. Length **AEH15T**

## TIE DOWNS & WHEEL STRAPS

### Adjustable Ends (continued)



**Axle Strap w/ Twisted Snap Hook,  
Triangle, & 12" Wear Pad Sleeve**  
WLL 3,300-lbs.

10-ft. Length

**AAS10T**



**Cluster Hook (R, T & Mini J)**  
WLL: 1,600-lbs.

8-ft. Length

**ACH8T**



**Keyhole Strap**  
WLL 3,300-lbs.

\*\*Used on Chevron® Wheel Lifts\*\*

8-ft. Length

**AEH15T**



**Axle Strap**  
WLL 2,000-LBS.

22-in. Length

**AS22T**

36-in. Length

**AS36T**



**Axle Strap Sewn-On Wear Pad**  
WLL 3,300-LBS.

22-in. Length

**ASWP22T**

36-in. Length

**ASWP36T**



**Flat Snap Hook – WLL 2,000-lbs.**

6-ft. Length

**AFS6T**



**Lasso Strap**  
**Plain Eye**  
WLL: 3,300-lbs.

8-ft. Length

**ALE8T**



**Lasso Strap**  
**Eye w/Cordura Wrap**  
WLL: 3,300-lbs.

8-ft. Length

**ALEI8T**

### Basket Style Wheel Straps



**Basket Strap**  
**Wear Pad & Triangle End**  
WLL 3,300-lbs.

**BSTRT**



**Basket Strap**  
**Wear Pad & Plain End**  
WLL 3,300-lbs.

**BSPET**

Exclusively manufactured and shipped from our Chicago plant.

## BASKET STYLE WHEEL STRAPS




**Combination Strap**

**2" Web • D-Ring**

**WLL 1,600-lbs.**

**\*\*Used on all wheel lifts and dollies\*\***

**BSTT**




**Flat Hook Basket Strap**

**2" Web • Flat Hook**

**WLL 1,600-lbs.**

**\*\*Used on Rover<sup>®</sup> brand dollies\*\***

**BSFT**




**Snap Hook Basket Strap**

**2" Web • Snap Hook**

**WLL 2,000-lbs.**

**\*\*Used on Hydra-Tech<sup>®</sup> wheel lifts\*\***

**BSST**



**Open Hook Basket Strap**

**2" Web • Open Hook**

**WLL: 1,600-lbs.**

**\*\*Used on Holmes<sup>®</sup> wheel lifts\*\***

**BSOT**



**Twisted Snap Hook Basket Strap**

**2" Web • Twisted Snap Hooks**

**WLL 1,600-lbs.**

**\*\*Used on older Holmes<sup>®</sup> wheel lifts\*\***

**BSTST**



**Cage Strap**

**1" Web • T-Hooks, 1/4"X26" G30 Chain**

**WLL 1,500-lbs.**

**\*\*Used on Century<sup>®</sup> wheel lifts\*\***

**CS1**



**Cage Strap**

**2" Web • T-Hooks, 1/4"X26" G30 Chain**

**WLL 1,600-lbs.**

**\*\*Used on Chevron<sup>®</sup> and  
Challenger<sup>®</sup> wheel lifts\*\***

**CS2T**

Exclusively manufactured and shipped from our Chicago plant.

## WEB V-ASSEMBLIES

Lightweight straps that protect the towed vehicle

**Tuff-Edge<sup>®</sup> HiVis<sup>™</sup> webbing is standard • 4,700-lb. WLL**



**3" Web • Long Shank J-Hooks**

Web Length 2-ft.

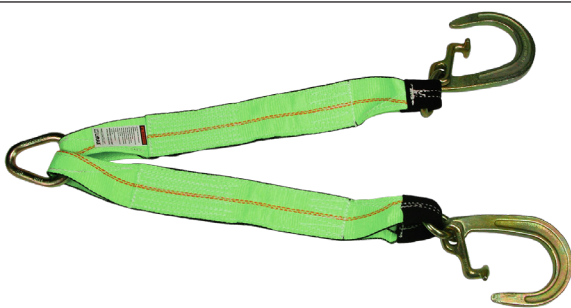
Web Length 6-ft.

**VWLJ2T**

**VWLJ6T**

### How to order:

1. Specify the part number.
2. If **non-standard** length is desired, change the number to the length in feet that you want.
3. For traditional yellow web, replace the "**T**" at the end of the part number with a "**Y**".



**3" Web • T and Sports Car J-Hooks**

Web Length 2-ft. - **VWTJ2T**


Web Length 3-ft. - **VWTJ3T**



**3" Web • Sports Car J-Hooks**

Web Length 2-ft.


**VWSJ2T**



**3" Web • Cluster Hooks R, T & Mini J**

Web Length 3-ft. - **VWCH3T**

Web Length 6-ft. - **VWCH6T**



**Axle Strap**

**2" Web • Twisted Snap Hook, Triangle & 12" Wear Pad in Eyes**

Web Length 4-ft.


**VWAS4T**

Web Length 6-ft.

**VWAS6T**



## TUFF-EDGE® II VEHICLE RECOVERY STRAP



*Tuff-Edge* II vehicle recovery straps are made from strong, durable, weather-resistant webbing which will not rot or mildew. The straps feature sewn eyes lined with premium abrasion resistant material, and attach quickly to vehicle frames or towing hooks.

### Features and Benefits

- No dangerous hooks or metal parts.
- Elongates 7% at rated capacity to help absorb the energy of sudden loading.
- Polyester material is gentle on painted and plated surfaces.
- Lightweight and flexible, making them easy to use and store.
- Design Factor 5:1; suitable for overhead lifting.
- Special silver treatment makes straps 2X stronger after abrasion.
- Blue polymer coated edge yarns provide 2X better edge cut resistance.
- Leather-lined bearing point of eyes for longer strap life.
- *Tuff-Tag* provides permanent, vital strap information.

1-PLY				
Strap Width (in.)	Vertical WLL (lbs.)	Basket WLL (lbs.)	Standard Lengths (ft.)	Part Number
<b>6</b>	9,600	19,200	16	RS1806TGX16
			20	RS1806TGX20
			26	RS1806TGX26
			30	RS1806TGX30
<b>8</b>	12,800	25,600	16	RS1808TGX16
			20	RS1808TGX20
			26	RS1808TGX26
			30	RS1808TGX30
<b>12</b>	19,200	38,400	16	RS1812TGX16
			20	RS1812TGX20
			26	RS1812TGX26
			30	RS1812TGX30

2-PLY				
Strap Width (in.)	Vertical WLL (lbs.)	Basket WLL (lbs.)	Standard Lengths (ft.)	Part Number
<b>6</b>	16,300	32,600	16	RS2806TGX16
			20	RS2806TGX20
			26	RS2806TGX26
			30	RS2806TGX30
<b>8</b>	19,200	38,400	16	RS2808TGX16
			20	RS2808TGX20
			26	RS2808TGX26
			30	RS2808TGX30
<b>12</b>	26,900	53,800	16	RS2812TGX16
			20	RS2812TGX20
			26	RS2812TGX26
			30	RS2812TGX30

## TOW-ALL™ VEHICLE TOW STRAP

Vehicle tow straps aid in removing vehicles stranded in snow, mud, sand and ditches.

*Tow-All* vehicle tow straps are made from strong, durable, weather-resistant *Tuff-Edge*® III webbing (1" – 4"), which will not rot or mildew. The straps feature sewn eyes lined with premium abrasion resistant material, and attach quickly to vehicle frames or towing hooks.

### Features and Benefits

- No dangerous hooks or metal parts.
- Elongates 7% at rated capacity to help absorb the energy of sudden loading.
- Polyester material is gentle on painted and plated surfaces.
- Lightweight and flexible, making them easy to use and store.
- Design Factor 3:1; not suitable for lifting.



**Note:** *Lift-All* believes tow straps with metal end fittings are dangerous and, therefore, will not put metal hardware on *Tow-All* straps.

Part Number	Web Plies	Web Width	Assembly Breaking Strength* (lbs.)	Towing Capacity <sup>1</sup> (lbs.)
TS1802T	1	2	16,000	5,300
TS2802T	2	2	32,000	10,700
TS1803T	1	3	24,000	8,000
TS2803T	2	3	43,000	14,300
TS1804T	1	4	32,000	10,600
TS2804T	2	4	57,500	19,100
TS1806T <sup>2</sup>	1	6	48,000	16,000
TS2806T <sup>2</sup>	2	6	81,500	27,100

\* Assembly breaking strength when new.

<sup>1</sup> Do not exceed towing capacity.

<sup>2</sup> *Tuff-Edge* II webbing.


### Safe Operating Practices

- Do not use a damaged or defective strap.
- Inspect before each use.
- Do not exceed rated capacity.
- Do not tie knots in strap.
- Do not attach to bumpers.
- Avoid dragging strap on ground.
- The strap is permanently damaged when exposed to temperatures in excess of 200°F. Avoid muffler and hot exhaust systems.
- Stand clear of strap and vehicles when under load.
- Always protect straps from being cut by corners and edges.
- Store in cool, dry and dark location.

## TUFLEX® VEHICLE RECOVERY STRAPS

### THE HEAVY DUTY RECOVERY STRAPS!

*Tuflex* straps elongate to 3% and are designed to prevent dangerous recoil.




Our *Tuflex* version of the *Tow-All* strap offers the most rugged synthetic strap on the market. We start with our standard *Tuflex* Roundsling:

- 1** Add an additional jacket of texturized, abrasion resistant nylon, installed over the body, creating an eye/eye style.
- 2** The eyes are then covered with ballistic nylon material for additional protection.
- 3** An 18" long sliding sleeve wear pad provides added protection against load edges.

#### Inspection Criteria for all *Tow-All* Vehicle Recovery straps:

Remove from service if any of the following are visible:

- Signs of melting, charring or chemical damage.
- Holes, tears, snags, or cuts on the face or edge of webbing.
- Visible signs of damage exposing core yarns.
- Signs of excessive abrasive wear.
- Broken or worn threads in the stitch patterns.
- Any other visible damage.
- Illegible or missing identification tag.
- Knots.



Part Number	Assembly Breaking Strength* (lbs.)	Towing Capacity+ (lbs.)
TSEN90X20 TSEN90X30	42,000	14,000
TSEN120X20 TSEN120X30	52,500	17,500
TSEN150X20 TSEN150X30	66,000	22,000
TSEN180X20 TSEN180X30	84,000	28,000
TSEN240X20 TSEN240X30	105,900	35,300
TSEN360X20 TSEN360X30	154,800	51,600
TSEN600X20 TSEN600X30	264,900	88,300
TSEN800X20 TSEN800X30	330,000	110,000
TSEN1000X20 TSEN1000X30	450,000	150,000

\* Assembly breaking strength when new.  
+ Do not exceed towing capacity.

Above ratings reflect a 3:1 design factor.

To use product for lifting applications with a 5:1 design factor, contact *Lift-All* when ordering.

Refer to photographs of damaged *Tuflex* roundslings in the ROUNDSLINGS section of this catalog.



## PERMALOC WINCH LINES



Lift-All winch and hoist lines are made using 6X19 IWRC wire core ropes for better resistance to abrasion and crushing. Available with carbon hooks for large throat openings, or alloy hooks for longer life.

- *Permaloc™* Flemish Eye splice for high strength efficiency.
- Meets OSHA 1910.184 and ASME B30.9.
- Heavy-duty thimble in eye extends useful life.
- Economical custom assemblies.
- No assembly time - ready to install.
- Stainless steel latch keeps hook in proper place.



DOMESTIC



IMPORT

6X19 IWRC STEEL CORE						
			DOMESTIC		IMPORT	
Rope Diameter (In.)	WLL (Tons)	Length (Ft.)	Eye Hook & Latch	Swivel Eye Hook & Latch	Eye Hook & Latch	Swivel Eye Hook & Latch
3/8"	2.4	35	38WX35	38WSX35	38WIX35	38WISX35
		50	38WX50	38WSX50	38WIX50	38WISX50
		75	38WX75	38WSX75	38WIX75	38WISX75
		100	38WX100	38WSX100	38WIX100	38WISX100
		150	38WX150	38WSX150	38WIX150	38WISX150
7/16"	3.2	50	716WX50	716WSX50	716WIX50	716WISX50
		75	716WX75	716WSX75	716WIX75	716WISX75
		100	716WX100	716WSX100	716WIX100	716WISX100
		150	716WX150	716WSX150	716WIX150	716WISX150
1/2"	4.2	75	12WX75	12WSX75	12WIX75	12WISX75
		100	12WX100	12WSX100	12WIX100	12WISX100
		150	12WX150	12WSX150	12WIX150	12WISX150

## PERMALOC WINCH LINES

6X19 FIBER CORE						
			DOMESTIC		IMPORT	
Rope Diameter (In.)	WLL (Tons)	Length (Ft.)	Eye Hook & Latch	Swivel Eye Hook & Latch	Eye Hook & Latch	Swivel Eye Hook & Latch
3/8"	1.88	35	38WFX35	38WFSX35	38WFIX35	38WFISX35
		50	38WFX50	38WFSX50	38WFIX50	38WFISX50
		75	38WFX75	38WFSX75	38WFIX75	38WFISX75
		100	38WFX100	38WFSX100	38WFIX100	38WFISX100
		150	38WFX150	38WFSX150	38WFIX150	38WFISX150
7/16"	2.5	50	—	—	716WFIX50	716WFISX50
		75	—	—	716WFIX75	716WFISX75
		100	—	—	716WFIX100	716WFISX100
		150	—	—	716WFIX150	716WFISX150

## WINCH LINE EXTENSIONS

- All winch lines extensions are U.S. made using either domestic or imported rope and fittings.
- Eyes are made using the flemish eye technique and include a thimble for eye protection.
- Latches are included with all hooks.



6X19 IWRC STEEL CORE				
Rope Diameter (in.)	WLL (tons)	Length (ft.)	Domestic	Import
3/8"	2.4	35	38WEX35	38WEIX35
		50	38WEX50	38WEIX50
7/16"	3.2	50	716WEX50	716WEIX50
1/2"	4.2	50	12WEX50	12WEIX50