

# Accuspray™ Spray Solutions

For More Information:



3MSpraySolutions.com



3MMarine.com



3MCollision.com



From production to precision, thick coatings to thin, the Accuspray™ Spray Solutions portfolio coupled with the 3M™ PPS™ Paint Preparation System offers YOU premium performance while making cleaning and maintenance, *faster, easier and LESS EXPENSIVE.*

# 3M

# 3M™ Accuspray™ HVLP Gravity Feed Spray Guns



## Series 07HS

Metal-bodied, gravity fed HVLP spray gun. For use with compressed air with a 4:1 reduction ratio. **Designed for excellent atomization and application of all automotive type coatings.** The 'Pro-Kits' come packaged with a regulator, 2 atomizing sets and a standard (22 oz) 3M™ PPS™ cup and collar. Additional 3M™ PPS™ cup sizes available in 3 oz, 6 oz, 13.5 oz and 28 oz sizes.

Item	PN 07HS-Pro 1	PN 07HS-Pro 4
Cup	3M™ PPS™ Standard, 22 oz	3M™ PPS™ Standard, 22 oz
Regulator	93-103	93-103
Tip/Nozzle	1.3mm	1.5mm
Tip/Nozzle	1.8mm	1.8mm
Air Cap	725	725
Air Cap	726	726

- For a full list of 3M™ PPS™ Lids, Liners and Accessories, go to page 21
- Additional atomizing sets available, go to page 9



## Series 10G

This composite bodied HVLP spray gun offers a lightweight solution without compromising durability. For use with turbine supplied air or with regulated compressed air using the 36-00 regulator. Designed for excellent atomization and application of a wide variety of coatings including, but not limited to the following markets: automotive, mobile refinishing, marine, industrial, woodworking, and construction. Additional 3M™ PPS™ cups are available separately in 3 oz, 6 oz, 13.5 oz, 22 oz and 28 oz sizes.

Item	PN 10G-Pro 1	PN 10G-Pro 3
Cup	3M™ PPS™ Standard, 22 oz	none
Regulator	36-00	none
Tip/Nozzle	1.3mm	1.3mm
Tip/Nozzle	1.8mm	1.8mm
Air Cap	705	705
Air Cap	707	707

- For a full list of 3M™ PPS™ Lids, Liners and Accessories, go to page 21
- Additional atomizing sets available, go to page 9

For More Information:



3MSpraySolutions.com



3MMarine.com



3MCollision.com



# 3M™ Accuspray™ HVLP Pressurized Spray Guns



## Series 10GP

The pressurized cup version of the Series 10G spray gun. The composite body offers a light weight solution without compromising the durability. This gun comes packaged with the 3M™ PPS™ H/O Pressure 6 oz cup (28 oz size available separately) which increases the versatility and application speed, allowing for excellent atomization of coatings, from thick to thin. Great for production or touchups and everything in between.

Item	PN 10GP-Pro 1	PN 10GP-Pro 4
Cup	3M™ PPS™ Type H/O Mini Pressure, 6 oz	3M™ PPS™ Type H/O Mini Pressure, 6 oz
Regulator	36-00	36-00
Tip/Nozzle	0.9mm	1.1mm
Tip/Nozzle	1.3mm	1.5mm
Air Cap	5	7
Air Cap	8	9

- For a full list of 3M™ PPS™ Lids, Liners and Accessories, go to page 21
- Additional atomizing sets available, go to page 9



## Series 10

The Accuspray™ Series 10 gun has been referred to as one of the softest atomizing spray guns on the market. This gun can be used with turbine supplied air or with regulated compressed air using the 36-00 regulator. This bottom (siphon) feed gun comes packaged with the 3M™ PPS™ H/O Pressure 28 oz cup (6 oz H/O Pressure cup available separately). Great for production or touchups and everything in between.

Item	PN 10-Pro 1	PN 10-Pro 3	PN 10-Pro 4	PN 10-Pro 6
Cup	3M™ PPS™ Type H/O Pressure, 28 oz	none	3M™ PPS™ Type H/O Pressure, 28 oz	none
Regulator	36-00	none	36-00	none
Tip/Nozzle	0.9mm	0.9mm	1.1mm	1.1mm
Tip/Nozzle	1.3mm	1.3mm	1.5mm	1.5mm
Air Cap	5	5	7	7
Air Cap	8	8	9	9

- For a full list of 3M™ PPS™ Lids, Liners and Accessories, go to page 21
- Additional atomizing sets available, go to page 9

# 3M™ Accuspray™ HVLP Pressure Feed Spray Guns



## Series 12S Your solution for BOTH Production (bulk) & Precision (cup) spraying!

Built for the toughest Industrial applications, this composite-bodied spray gun offers light weight, without compromising durability. The Series 12S can be used on bulk feed, pressure pot or pump applications, or with a 3M™ PPS™ H/O Pressurized cup (available in 28 oz and 6 oz sizes). For use with compressed air, this HVLP spray gun offers excellent atomization from the thickest to thinnest of coatings, from production to precision spray patterns.

Item	PN 12S-Pro 1	PN 12S-Pro 3	PN 12S-Pro 4	PN 12S-Pro 6	PN 12S-Pro 9*
Cup	3M™ PPS™ Type H/O Pressure, 28 oz	none	3M™ PPS™ Type H/O Pressure, 28 oz	none	none
Regulator	93-103	none	93-103	none	none
Tip/Nozzle	0.9mm	0.9mm	1.1mm	1.1mm	none
Tip/Nozzle	1.3mm	1.3mm	1.5mm	1.5mm	1.8mm
Air Cap	5	5	7	7	none
Air Cap	8	8	9	9	10 (Composite aircap)

- For a full list of 3M™ PPS™ Lids, Liners and Accessories, go to page 21
- Additional atomizing sets available, go to page 9

*\*Ideal for Adhesive applications*



## Series 12SZ Zinc coating resistant!

Zinc compatible version of the series 12S spray gun. All wetted parts are made from proprietary non-stick materials including a full composite needle, nozzle, air cap and fluid passage virtually eliminating material buildup inside of the spray gun. The 12SZ-Pro 1 kit comes with the 3M™ PPS™ Pressure 28 oz cup and 93-103 air pressure regulator.

Item	PN 12SZ-Pro 1	PN 12SZ-Pro 2
Cup	3M™ PPS™ Type H/O Pressure, 28 oz	none
Regulator	93-103	none
Needle/Nozzle	1.3mm	1.3mm
Needle/Nozzle	1.8mm	1.8mm
CAC	8	8
CAC	10	10

- For a full list of 3M™ PPS™ Lids, Liners and Accessories, go to page 21
- Additional atomizing sets available, go to page 9

For More Information:



3MSpraySolutions.com



3MMarine.com



3MCollision.com



## 3M™ Accuspray™ 2 Quart Remote Cup Packages



### Series 39

The perfect package for applications requiring 2 quarts of material or a remote cup. These packages contain our Series 12S Spray Guns along with a 2 quart remote cup with dual regulators, 6 foot air and fluid hoses, 2 needle tip/nozzle sets and 2 air caps.

Item	PN 39-Pro 1	PN 39-Pro 2
Cup/Regulator	42-530 2qt cup/lid & regulator	42-530 2qt cup/lid & regulator
Tip/Nozzle	0.9mm	1.1mm
Tip/Nozzle	1.3mm	1.5mm
Air Cap	5	7
Air Cap	8	9

- For a full list of 3M™ PPS™ Lids, Liners and Accessories, go to page 21
- Additional atomizing sets available, go to page 9

# 3M™ Accuspray™ Turbine Reference Guide



## Turbine Packages

These two packages include our Accuspray™ Series 10 bottom (siphon) feed spray gun and 3M™ PPS™ H/O Pressure 28 oz cup. We offer a choice of a 3 stage or 4 stage turbine. Both packages come with a 30 foot air hose with whip and quick disconnect fitting, (3) needle tip and nozzle sets, and (2) aluminum air caps.

### Series 23K (3 stage, 110 volt)

Item	PN 23K-Pro 1
Cup	3M™ PPS™ Type H/O Pressure, 28 oz
Tip/Nozzle	0.9mm
Tip/Nozzle	1.1mm
Tip/Nozzle	1.5mm
Air Cap	6
Air Cap	9

### Series 240K (4 stage, 110 volt)

Item	PN 240K-Pro 1
Cup	3M™ PPS™ Type H/O Pressure, 28 oz
Tip/Nozzle	0.9mm
Tip/Nozzle	1.1mm
Tip/Nozzle	1.5mm
Air Cap	6
Air Cap	9

# 3M™ Accuspray™ Turbine/Compressor Package



## Series 240C Turbine/Compressor

The Series 240C is a 4 stage turbine with a small built-in compressor for pressurizing the 2 qt. remote cup assembly. The 240C package includes the Series 10 bottom (pressure) feed spray gun, a 2 qt. remote aluminum cup with 6 foot hoses, 3M™ PPS™ H/O Mini Pressure 6 oz cup, (3) needle tip and nozzle sets, and (2) aluminum air caps.

### Series 240C (4 stage, 110 volt)

Item	PN 240C-Pro 1
Cup	2 Quart
Cup	3M™ PPS™ Type H/O Mini Pressure, 6 oz
Tip/Nozzle	0.9mm
Tip/Nozzle	1.1mm
Tip/Nozzle	1.5mm
Air Cap	6
Air Cap	9

For More Information:



3MSpraySolutions.com



3MMarine.com



3MCollision.com



## 3M™ Accuspray™ Gravity Feed Turbine Packages



### Turbine Packages

These two packages include our Accuspray™ Series 10G gravity feed spray gun and the 3M™ PPS™ Standard 22 oz cup. We offer a choice of a 3 stage or 4 stage turbine. Both packages come with a 30 foot air hose with whip and quick disconnect fitting, (3) needle tip and nozzle sets, and (2) aluminum air caps.

#### Series 23G (3 stage, 110 volt)

Item	PN 23G-Pro 1
Cup	3M™ PPS™ Standard, 22 oz
Tip/Nozzle	1.3mm
Tip/Nozzle	1.8mm
Air Cap	705
Air Cap	707

#### Series 240G (4 stage, 110 volt)

Item	PN 240G-Pro 1
Cup	3M™ PPS™ Standard, 22 oz
Tip/Nozzle	1.3mm
Tip/Nozzle	1.8mm
Air Cap	705
Air Cap	707

## 3M™ Accuspray™ Turbines ONLY



### Turbines ONLY

The Series 240C is a four stage turbine with a small built-in compressor for pressurizing a remote cup assembly.

#### Turbines ONLY

Item	Description
Part Number: 23i-T	Series 23 Turbine Unit
Part Number: 240-T	Series 240 Turbine Unit
Part Number: 240C-TC	Series 240C Turbine/Compressor Unit



# 3M™ Accuspray™ Fluid Handling Equipment



## Attached Cup Assemblies

As a quick reference, cup parts are also listed. All items listed as NSS are not sold separately.

Part #	Cup Type	Lid Assembly	Cup Only	Check Valve	Gasket
41-11	½ Pint Cup Pressurized	94-101	94-082	94-049/3	94-084/4
41-14	250 mL Cup Pressurized	NSS	NSS	94-666/3	94-662/2
41-22	1 Quart Pressurized	94-057	94-056	94-049/3	94-034/4
97-257	600 mL Gravity Cup – Aluminum	97-261	97-259	-	97-262/2
97-258	1000 mL Gravity Cup – Aluminum	97-261	97-260	-	97-262/2



## Storage Cups & Caps

Items listed as NSS are Not Sold Separately.

Part #	Cup Type	Cap Assembly	Cup Only
94-665	250 mL Storage cup with Cap - Used w/ 41-14	NSS	NSS



## 2 Quart Remote Cup Assemblies

6' air and fluid hose assemblies are available for purchase separately, See page 11.

Part #	Cup Type	Fluid Hose	Air Hose	Gasket
42-03	2 Qt. Cup Assembly – No Regulator	-	-	94-122
42-130	2 Qt. with Single Fluid Regulator	-	-	94-122
42-530	2 Qt with Dual High-Pressure Regulator	-	-	94-122

# 3M™ Accuspray™ Regulator Assemblies



## Shop Air Regulator and Gauge Assemblies

Part Number	Description
36-00	Low pressure mini-regulator with QD and gauge assembly
93-103	High pressure mini-regulator and gauge assembly

For More Information:



3MSpraySolutions.com



3MMarine.com



3MCollision.com



# 3M™ Accuspray™ Air Caps, Tips and Nozzles

## Air Caps

To order, replace the “x” with the desired size. For example 91-009-10



Part Number	Description	Sizes	Gun Model
91-009-x	Standard Composite Air Cap	8, 10, 11,	10, 10GP, 12S, 12SZ
91-071-x	Standard Aluminum Air Cap	3, 4, 5, 6, 7, 8, 9, 11	10, 10GP, 12S
97-009-xxx	Gravity Aluminum Air Cap	704, 705, 707	10G
97-077-xxx	High Solids (HS) Aluminum Air Cap	725, 726	07HS

## Composite Tips

To order, replace the “x’s” with the desired size. For example 91-107-043/4



Part Number	Description	Sizes	Gun Model
91-107-xxx/4	Standard Composite Tips Pack of 4	.021, .028, .036, .043, .051, .061, .072, .084, .110	10, 10GP, 12S
97-019-xxx/4	Gravity Composite Tips Pack of 4	728, 736, 743, 751, 761, 772, 784	07HS, 10G

## Composite Tips/Stainless Nozzle Sets

To order, replace the “x’s” with the desired size. For example 91-143-043DT



Part Number	Description	Sizes***	Gun Model
91-143-xxxDT	Standard Tip & Nozzle	.021, .028, .036, .043, .051, .061, .072, .084, .110	10, 10GP, 12S
97-050-xxx	10G	751, 761, 772, 784	10G
97-079-xxx	07 High Solids (HS) Tip & Nozzle	736, 743, 751, 761, 772	07HS

\*\*\*Refer to Metric Conversion Chart

Metric Conversion Chart								
.021 ▼	.028 ▼	.036 ▼	.043 ▼	.051 ▼	.061 ▼	.072 ▼	.084 ▼	.110 ▼
	728	736	743	751	761	772	784	
0.5mm	0.7mm	0.9mm	1.1mm	1.3mm	1.5mm	1.8mm	2.0mm	3.0mm



# 3M™ Accuspray™ Maintenance Parts

## Gun Maintenance Kits



Part Number	Gun Models
91-028	10
91-028-G	10G, 10GP
91-119	12s, 12sz
97-049	07, 07HS, 07HSP

## Gun Body Replacement Kits




Part Number	Gun Models
91-152-A	10
91-152-B	12s, 12sz
91-152-G	10G, 10GP

## Turbine Filter Packages



Part Number	Turbine Models
92-172	240C Series
92-254	23 Series
92-301	240 Series

## Turbine Carbon Brush Sets



Part Number	Turbine Models
92-303-A/2	23, 240, 240C
92-426/2	23HV Series – 240v

## Maintenance Tools



Part Number	Description
91-470	Gun Brush Kit
97-047	Gun Wrench – Metal Body Guns

For More Information:



[3MSpraySolutions.com](http://3MSpraySolutions.com)



[3MMarine.com](http://3MMarine.com)



[3MCollision.com](http://3MCollision.com)



# 3M™ Accuspray™ Maintenance Parts

## Fluid Cup Parts



Part Number	Description	Pack Qty
94-021/3	Diaphragm, 1 Qt. Cup Lid fits 41-22 and 41-42	3
94-034/4	Gasket, 1 Qt. Cup Lid, fits 41-22	4
94-049/3	Check Valve, Fits 41-14, 41-22, 41-42	3
94-064/3	Spring Clips to retain Diaphragm, fits 41-22 and 41-42	3
94-084/4	Gasket for 1/2 Pint Cup Lid, fits 41-11	4
94-598/2	Gasket, fits 41-42 Cup	2
94-662/2	Gasket, fits 41-14 Cup	2
94-666/3	Check Valve, fits 41-14	3
97-262/2	Gasket, fits 97-257 and 97-258 Gravity Cups	2
UH-1377/3	Gasket, fits 600 mL, 650 mL, and 850 mL Pressure Cups	3

## Common Hose Assemblies



Part Number	Description
60-1433006	6' High Pressure Air Hose – 1/4" ID
60-4015003	3' Flex Whip Hose – 3/4" ID
60-4016003	6' Flex Whip Hose with QD – 3/4" ID
60-4018003	3' Whip Hose Assly with QD & Shut Off
60-4018006	6' Whip Hose Assly with QD & Shut Off
60-4115030	30' Low Pressure Air Hose
60-4116530	30' Low Pressure Air Hose, QD, Whip, BCV
60-4118730	30' Low Pressure Air Hose, QD, Whip
60-5433030	30' High Pressure Air Hose – 5/16" ID
61-1344006.6	6 1/2 ' Fluid Hose – 1/4" ID
61-2344030	30' Fluid Hose – 3/8" ID

The 3M™ Accuspray™ System  
with 3M™ PPS™ Paint Preparation System



# Spraying Simplified

3M™ has turned the page on spraying... again! Introducing the Accuspray™ System Replaceable Nozzle family of spray guns - the next generation in the 3M™ Accuspray™ Spray Solutions portfolio.

The Accuspray™ System with 3M™ PPS™ utilizes disposable components to make the cleaning and maintenance of your HVLV Cup spray equipment, *faster, easier and LESS EXPENSIVE.*

#### No Maintenance Kits!

- NO maintenance kits required
- Molded 1-piece composite gun body  
- durable without the weight





#### Easy OR No Cleaning!

- Visual confirmation spray gun is clean via transparent atomizing heads
- Remove atomizing head, wipe needle and replace with new atomizing head for the performance of a brand new spray gun!



# No Maintenance Kits Easy Cleaning Performance ON DEMAND!



<p><b>Atomizing Head</b></p>	<p><b>High Viscosity, Thick Coatings</b></p>	
 <p>PN 16587      PN 16609 2.0 mm      PN 16611 1.8 mm</p>	<p><b>Marine &amp; Composites</b> Gel Coats, Adhesives, Bottom Paints, Sound Dampening Coatings, Non-Skid Coatings</p> <p><b>Woodworking</b> Latex Paints, Adhesives</p> <p><b>General Industrial</b> Epoxies, Undercoatings, Hi-build Primers</p> <p><b>Transportation (Air and Wheeled)</b> Undercoatings, Adhesives, Specialty Coatings</p>	 <p><b>Heavy</b></p>
<p><b>Recommended Spray Gun</b></p>	<p><b>3M™ Accuspray™ Spray Gun Model HGP (Pressure), PN 16587</b></p>	
<p><b>Atomizing Head</b></p>	<p><b>Medium Viscosity</b></p>	
 <p>PN 16570      PN 16611 1.8 mm</p>	<p><b>Marine &amp; Composites</b> Gel Coats, Adhesives, Primers, Non-Skid Coatings</p> <p><b>Woodworking</b> Lacquers, Stains, Varnish</p> <p><b>Transportation (Air and Wheel)</b> Primer, Adhesives</p> <p><b>Sign Shops</b> Primer, Enamel, Latex</p>	 <p><b>Medium</b></p>
<p><b>Recommended Spray Gun</b></p>	<p><b>3M™ Accuspray™ Spray Gun Model HG18, PN 16570</b></p>	
<p><b>Atomizing Head</b></p>	<p><b>Lower Viscosity, Finer Finish</b></p>	
 <p>PN 16577      PN 16612 1.4 mm</p>	<p><b>Marine &amp; Composites</b> Topcoats, Mold Release Agents</p> <p><b>Woodworking</b> Dye Stains, Lacquers</p> <p><b>Automotive</b> Basecoat, Clearcoat, Single Stage</p> <p><b>Sign Shops</b> Basecoat, Clearcoat</p>	 <p><b>Lower</b></p>
<p><b>Recommended Spray Gun</b></p>	<p><b>3M™ Accuspray™ Spray Gun Model HG14, PN 16577</b></p>	

For More Information:



3MSpraySolutions.com



3MMarine.com



3MCollision.com





# How The System Works

## The innovative replaceable atomizing head allows for the following benefits:

### Reduces Coating Consumption

- Minimizes overspray

### Boosts Productivity

- Lowers spraying time
- Decreases sanding time
- Eliminates costly gun maintenance

### Maximizes Benefits of the 3M™ PPS™ System

- Reduces gun cleaning time
- Uses less solvent for clean up
- Helps decrease disposal cost
- Improves productivity and profitability



**1**  
Hand tighten or use two wrenches to connect the air flow control valve.



**2**  
Attach an atomizing head to the gun - pull trigger back and hold, making sure the release buttons are aligned with latch openings - listen for a double click to ensure that it is fully engaged.



**3**  
Attach 3M™ PPS™ cup filled with coating and attach compressed air hose.



**7**  
Flush out atomizing head with appropriate solvent until the atomizing head is clear of coating.



**8**  
Remove atomizing head - be sure to pull trigger back and pull the atomizing head straight out from the gun body to avoid bending the fluid needle.



**9**  
Wipe off any additional residue from the fluid needle.





Technical Data	
Weight	11.4 oz
Nozzle Size	1.4 mm, 1.8 mm, 2.0 mm
Operating Pressure (Full Trigger)	20 psi max
Air Consumption	10 cfm



4  
Set air pressure at 20 psi at full trigger (air and fluid flowing).



5  
Adjust fan and fluid flow to achieve the desired size and wetness of the pattern. **NOTE:** when closing the fan adjustment completely it may be necessary to re-adjust the air flow control valve.



6  
When you are finished using the system remove the air line and 3M™ PPS™ Cup.



10  
Inspect atomizing head for damage or wear which could result in fluid leaks or poor performance.



11  
Re-attach the same atomizing head or when necessary replace with a new one.

For more information, contact your 3M sales representative today for procedure and application recommendations or check out our websites at [3MSpraysolutions.com](http://3MSpraysolutions.com), [3MMarine.com](http://3MMarine.com) and [3MCollision.com](http://3MCollision.com)





## Use any available atomizing head on ANY of the 3M™ Accuspray™ Replaceable Atomizing Head Spray Guns!



PN16609



PN16611



PN16612



Model HG18  
PN16570



Model HGP Pressure  
PN16587



Model HG14  
PN16577

Part No.	Description	Items/Billing Unit	Billing Units/Case
16570	3M™ Accuspray™ Spray Gun Model HG18 (1 HVLP Spray Gun, 3 - 1.8 mm Nozzles, Air Control Valve)	1	1
16577	3M™ Accuspray™ Spray Gun Model HG14 (1 HVLP Spray Gun, 3 - 1.4 mm Nozzles, Air Control Valve)	1	1
16587	3M™ Accuspray™ HGP Spray Gun Kit - Use with PPS™ Type H/O Pressure Cup (1 HVLP HGP Spray Gun, 2 - 2.0 mm Nozzles, 2 - 1.8 mm Nozzles, Air Control Valve)	1	1
16609	3M™ Accuspray™ Atomizing Head Refill Kit, 2.0 mm (4 Nozzles)	4	6
16611	3M™ Accuspray™ Atomizing Head Refill Kit 1.8 mm (4 Nozzles)	4	6
16612	3M™ Accuspray™ Atomizing Head Refill Kit 1.4mm (4 Nozzles)	4	6
16571	3M™ Accuspray™ Fluid Needle	1	1
16572	3M™ Accuspray™ Test Air Cap	1	1
16573	3M™ Accuspray™ Air Flow Control Valve	1	1
16121	3M™ PPS™ Type H/O Mini Pressure Cup - Use with PN 16587	1	4
16124	3M™ PPS™ Type H/O Pressure Cup - Use with PN 16587	1	2
16605	3M™ Accuspray™ HG18 Large PPS™ Starter Kit (1 HG18 Spray Gun Kit, 1 Large Case of PPS™ Lids and Liners, 1 Large PPS™ Cup & Collar, 2 boxes of 1.8 mm Atomizing Heads)	1	1

For more information, contact your 3M sales representative today for procedure and application recommendations or check out our websites at [3MSpraysolutions.com](http://3MSpraysolutions.com), [3MMarine.com](http://3MMarine.com) and [3MCollision.com](http://3MCollision.com)

## 3M Paint Application Solutions

### 3M™ Accuspray™ HGP System

### HVLP Pressurized Gravity Feed Spray Gun



# Designed for High Viscosity Coatings

*Another great product brought to you by the same people who brought you the 3M™ Accuspray™ System, now you can spray those high viscosity coatings such as gelcoats, bottom paints, extremely heavy bodied primers and adhesives. Virtually any sprayable coating.*

The innovative 3M™ Accuspray™ System with its replaceable atomizing head, in conjunction with the 3M™ PPS™ H/O Pressure Cup allows for the following benefits:

#### Premium Performance ON DEMAND!

- Replaceable atomizing head
- Available in 2.0mm, 1.8mm, 1.4mm

#### Eliminate Maintenance Kits

- Molded 1-piece composite body
- Lightweight, yet durable

#### EASY cleanup

- Visual confirmation with 1.8mm & 1.4mm heads
- Clean faster with less solvent



# 3M



# How The System Works

***Don't Sacrifice Quality***  
***Get the finish of a premium HVLP gun at a fraction of the cost. Designed for those who demand the best and won't settle for less.***



1  
Hand tighten or use two wrenches to connect the air flow control valve.



2  
Attach an atomizing head to the gun - pull trigger back and hold, making sure the release buttons are aligned with latch openings - listen for a double click to ensure that it is fully engaged.



3  
Attach 3M™ PPS™ cup filled with coating and attach compressed air hose.



7  
When you are finished using the system, pull the trigger back to release fluid back into cup, remove the air line, and the 3M™ PPS™ Cup.



8  
Flush out atomizing head with appropriate solvent until the atomizing head is clear of coating.



9  
Remove atomizing head - be sure to pull trigger back and pull the atomizing head straight out from the gun body to avoid bending the fluid needle.



Technical Data	
Weight	11.4 oz
Operating Pressure (Full Trigger)	15 psi max
Operating Pressure (First Stage)	25 psi max
Air Consumption	10 cfm



4 Set air pressure at 25 psi for 1<sup>st</sup> stage (only air flowing)



5 Set air pressure at 15 psi for 2<sup>nd</sup> stage (air and fluid flowing)



6 Adjust fan and fluid flow to achieve the desired size and wetness of the pattern. **NOTE:** when closing the fan adjustment completely it may be necessary to re-adjust the air flow control valve.



10 Wipe off any additional residue from the fluid needle.



11 Inspect atomizing head for damage or wear which could result in fluid leaks or poor performance.



12 Re-attach the same atomizing head or when necessary replace with a new one.



# 3M™ PPS™ Paint Preparation System

# Never clean a cup again!

Your all-in-one disposable solution for mixing/measuring, filtering, spraying (in any direction!) and the temporary storage of liquid coating materials!

### Enhance Quality

*Ability to spray 90 degrees to the panel  
Optimum Material Transfer*

### Reduce Solvents

*Minimize use of cleaning solvents, solvent exposure & solvent disposal waste*

### Easy to Use

*Easy to mix, spray & cleanup  
- work smarter, not harder*

### Optimize Efficiency

*Material Savings: optimum material transfer allows painters to use less*

### Maximize Productivity

*Faster System: mixing, spraying & disposal*



Scan the QR code quarterly for new product info, special offers & promotions!



Part No.	Description	Items/Box
16299	PPS™ BIG RED Lid Dispenser - fits Midi, Standard & Large size PPS™ Lids	1
16219	PPS™ BIG RED Liner Dispenser - fits Midi, Standard & Large size PPS™ Liners	1
16298	PPS™ BIG RED Mini & Micro Lid & Liner Dispenser	1

For More Information:



3MSpraySolutions.com



3MMarine.com



3MCollision.com






Part No.	Size	Micron (Filter) Size	3M™ PPS™ Lids & Liners	Items/Box	Boxes/Case
16024	28 oz	200	Large Lids and Liners	25	1
16000	22 oz	200	Standard Lids and Liners	50	1
16112	13.5 oz	Full Dia. 200	Midi Lids and Liners	50	1
16114	6 oz	Full Dia. 200	Mini Lids and Liners	50	1
16028	3 oz	Full Dia. 200	Micro Lids and Liners	50	1
16325	28 oz	Full Dia. 125	Large Lids and Liners	25	1
16301	22 oz	Full Dia. 125	Standard Lids and Liners	50	1
16312	13.5 oz	Full Dia. 125	Midi Lids and Liners	50	1
16314	6 oz	Full Dia. 125	Mini Lids and Liners	50	1
16328	3 oz	Full Dia. 125	Micro Lids and Liners	50	1
16324	28 oz	125	Large Lids and Liners	25	1
16300	22 oz	125	Standard Lids and Liners	50	1
<b>3M™ PPS™ Cups &amp; Collars</b>					
16023	28 oz	Large Cup/Collar		1	4
16124	28 oz	Type H/O Pressure Cup (large)		1	2
16001	22 oz	Standard Cup/Collar		2	4
16122	13.5 oz	Midi Cup/Collar		2	4
16115	6 oz	Mini Cup/Collar		2	4
16121	6 oz	Type H/O Pressure Cup (mini)		1	4
16115	3 oz	Micro Cup/Collar		2	4
<b>3M™ PPS™ Starter Kits &amp; Refill Packs</b>					
16182	28 oz	200	Large Size Starter Kit; 6 Lids & Liners; 1 Large Size Cup & Collar; 1 Large Generic Mix Ratio Insert; 10 Sealing Plugs		
16183	28 oz	200	Large Size Refill Pack; 12 Lids & Liners; 10 Sealing Plugs		
16382	28 oz	125	Large Size Starter Kit; 6 Lids & Liners; 1 Large Size Cup & Collar; 1 Large Generic Mix Ratio Insert; 10 Sealing Plugs		
16383	28 oz	125	Large Size Refill Pack; 12 Lids & Liners; 10 Sealing Plugs		
16172	22 oz	200	Standard Size Starter Kit; 6 Lids & Liners; 1 Standard Size Cup & Collar; 1 Standard Generic Mix Ratio Insert; 10 Sealing Plugs		
16173	22 oz	200	Standard Size Refill Pack; 12 Lids & Liners; 10 Sealing Plugs		
16372	22 oz	125	Standard Size Starter Kit; 6 Lids & Liners; 1 Standard Size Cup & Collar; 1 Standard Generic Mix Ratio Insert; 10 Sealing Plugs		
16373	22 oz	125	Standard Size Refill Pack; 12 Lids & Liners; 10 Sealing Plugs		
<b>Accessories</b>					
16091	28 oz	Large Generic Mix Ratio Inserts		10	10
16065	22 oz	Standard Generic Mix Ratio Inserts		10	10
16155	13.5 oz	Midi Generic Mix Ratio Inserts		10	10
16066	6 oz	Mini Generic Mix Ratio Inserts		10	5
16067	3 oz	Micro Generic Mix Ratio Inserts		10	5
16236		3M™ PPS™ Spray Gun Holder, Single		1	5
16237		3M™ PPS™ Spray Gun Holder, Double		1	1





# 3M™ PPS™ Paint Preparation System


*An innovative system from 3M which enables painters to mix less paint and drastically reduces the amount of solvent and technician time required for gun cleaning, improving operator efficiency by as much as 15%.*


3M™ PPS™ Paint Preparation System is a unique, closed system which eliminates the need for traditional mixing cups and paint strainers. Now, paint can be mixed and sprayed out of the same 3M™ PPS™ liner with a lid and built-in filter. Specifically designed adapters allow painters to use the 3M™ PPS™ system with virtually any spray gun. A key advantage of this closed system is that it enables a painter's spray gun to function at any angle, even upside down! The liner, lid and built-in filter are all disposable, leaving only the adapter and spray gun to be cleaned. The 3M™ PPS™ system is therefore a cleaner, faster system, safe from outside contamination and offers considerable time and solvent savings in regards to gun cleaning.


- 


**1** Remove existing cup from spray gun.
- 


**2** Thread correct adapter to spray gun.
- 

**3** Remove liner from wall dispenser and place into 3M™ PPS™ mixing cup. Weigh the paint according to paint manufacturer's guidelines.
- 

**4** If not using a scale to measure, insert 3M™ PPS™ mix ratio film into cup before inserting liner in order to measure the paint according to paint manufacturer's guidelines.
- 

**5** Mix product as needed.
- 

**6** Take a lid (with built-in filter) from wall dispenser and snap into the 3M™ PPS™ cup/liner.
- 

**7** Position locking collar onto the 3M™ PPS™ cup/liner and turn until tight. Insert sealing plug prior to shaking.
- 

**8** 3M™ PPS™ shaker core is used to distribute clamping force when shaker machines are used to mix material.

Visit our websites for a list of all 45 spray gun adapters:





9a

Spray gun with correct adapter is attached with a quick quarter turn.



9b

Make sure that the lid fingers are fully engaged above adapter edge.



10

The spray gun is now ready to spray as normal. **NOTE:** For spraying upside-down, follow directions in the "Tips" section on purging air.



11

Due to the fact that 3M™ PPS™ is a closed system, painters may now spray their gun completely perpendicular to their intended surface without fear of material dripping on their job.



12

To return material back into gun cup before disconnecting spray gun, disconnect air line, invert gun (gravity feed only) and pull trigger fully for a few seconds.



13

Remaining material can be capped and stored for later use. Storage of paint should follow all local regulations.



14

When you're done using the system, the lid and liner can easily be removed from the cup.



15

Remove unused material from the liner and place into proper disposal container.



16

Consult paint or solvent Safety Data Sheet (SDS) in addition to local regulations or authorities for safe use and proper disposal.



17

A squeeze bottle (PN 37720) containing solvent or water enables fast gun cleaning once the 3M™ PPS™ cup is removed. More efficient painters make facility more productive.

# 3M™ PPS™ Paint Preparation System





# 3M™ PPS™ Paint Preparation System

*A taste of 3M™ PPS™ for the professional, hobbyist, and everyone in between!*

Experience 3M™ PPS™ Paint Preparation System now available in convenient and practical quantities: **6-Packs & 12-Packs** available in Standard & Large Sizes



Part No.	Size	Micron (Filter) Size	Description, Items/Kit
16172	Standard 22 fl oz (or 650mL)	200	Standard size 3M™ PPS™ <b>6-pack starter kit</b> with 6 disposable lids & liners, 1 standard size cup & collar, 1 standard size generic mix ratio insert, 10 sealing plugs
16173	Standard 22 fl oz (or 650mL)	200	Standard size 3M™ PPS™ <b>12-pack, refill pack</b> 12 disposable lids & liners, and 10 sealing plugs
16372	Standard 22 fl oz (or 650mL)	125	Standard size 3M™ PPS™ <b>6-pack starter kit</b> with 6 disposable lids & liners, 1 standard size cup & collar, 1 standard size generic mix ratio insert, 10 sealing plugs
16373	Standard 22 fl oz (or 650mL)	125	Standard size 3M™ PPS™ <b>12-pack, refill pack</b> 12 disposable lids & liners, and 10 sealing plugs
16182	Large 28 fl oz (or 850mL)	200	Large size 3M™ PPS™ <b>6-pack starter kit</b> with 6 disposable lids & liners, 1 large size cup & collar, 1 large size generic mix ratio insert, 10 sealing plugs
16183	Large 28 fl oz (or 850mL)	200	Large size 3M™ PPS™ <b>12-pack, refill pack</b> 12 disposable lids & liners, and 10 sealing plugs
16382	Large 28 fl oz (or 850mL)	125	Large size 3M™ PPS™ <b>6-pack starter kit</b> with 6 disposable lids & liners, 1 large size cup & collar, 1 large size generic mix ratio insert, 10 sealing plugs
16383	Large 28 fl oz (or 850mL)	125	Large size 3M™ PPS™ <b>12-pack, refill pack</b> 12 disposable lids & liners, and 10 sealing plugs

Before purchasing be sure to inquire Paint Manufacturer recommended filter size for material being sprayed. In general 200 micron filters are often used for Solvent Base Systems and 125 micron filters are often recommended for Waterborne systems. Please bring in Spray Gun to ensure proper PPS™ Adapter recommendation to fit 3M™ PPS™ to your specific Spray equipment. We thank you for your interest in purchasing this product for additional information, video clips on how to use, please visit our Collision website at [www.3Mcollision.com](http://www.3Mcollision.com), Industrial Spray Solutions at [3Mspraysolutions.com](http://3Mspraysolutions.com), or Marine at [3Mmarine.com](http://3Mmarine.com) or call 3M Customer Contact Service: **1-877-666-2277**.

**Warranty and Limited Remedy:** 3M warrants that each 3M product meets the applicable 3M product specification at the time 3M ships the product. 3M MAKES NO OTHER EXPRESS OR IMPLIED WARRANTIES OR CONDITIONS, INCLUDING ANY IMPLIED WARRANTY OR CONDITION OF MERCHANTABILITY OR FITNESS FOR A PARTICULAR PURPOSE. If the 3M product does not conform to this warranty, the sole and exclusive remedy is, at 3M's option, replacement of the 3M product or refund of the purchase price. **Limitation of Liability:** Except where prohibited by law, 3M will not be liable for any loss or damage arising from the 3M product, whether direct, indirect, special, incidental or consequential, regardless of the legal theory asserted.



## Paint Application Solutions

3M Center  
Building 223-6N-01  
St. Paul, MN 55144-1000  
U.S.A.  
Call 1-877-MMM-CARS (877-666-2277)



"LIKE" us on FACEBOOK  
[www.FACEBOOK.COM/3MCollision](http://www.FACEBOOK.COM/3MCollision)



Subscribe to our channel to watch comprehensive instructional videos  
[www.YOUTUBE.COM/3Mautobodyrepair](http://www.YOUTUBE.COM/3Mautobodyrepair)

Please recycle. Printed in U.S.A.  
3M, Accuspray and PPS are trademarks of 3M Company. For More Information:  
© 3M 2015 All rights reserved.  
60-4401-0335-0



[3MSpraySolutions.com](http://3MSpraySolutions.com)



[3MMarine.com](http://3MMarine.com)



[3MCollision.com](http://3MCollision.com)